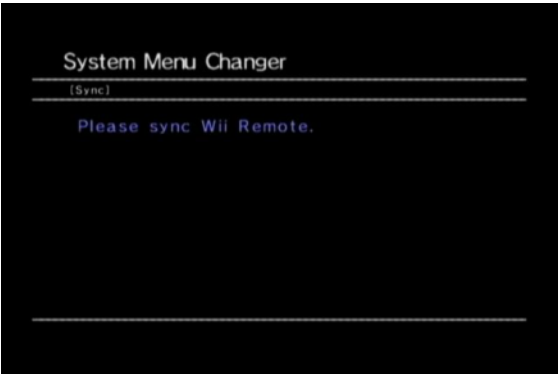
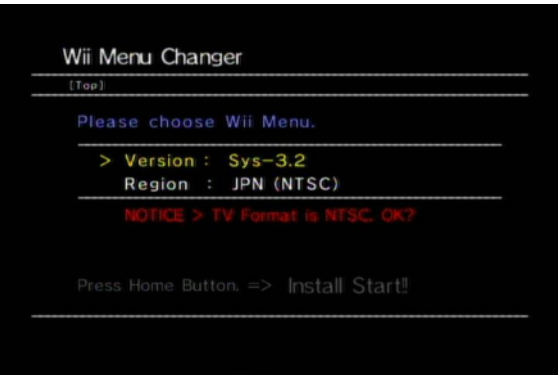



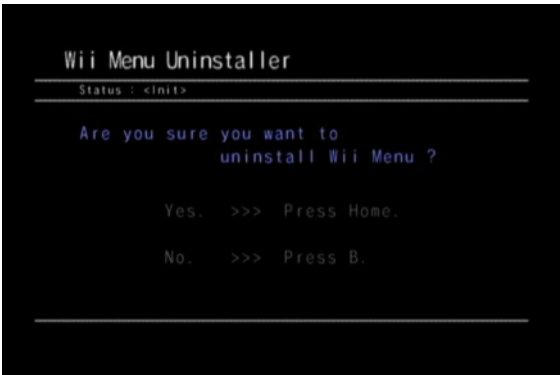




Wii Menu Installation Procedure

Screenshot	Procedure
	<p>Insert the installation disc to start the System Menu Changer.</p> <p>First, press "SYNC" on both the RVT-R Reader and the Wii Remote to perform pairing.</p> <p>Note: If the Wii Remote has already been paired, this step can be skipped.</p>
	<p>Select the type of System Menu to install.</p> <p>Select the version and region with the Up and Down buttons on the +Control Pad.</p> <p>Use the Left and Right buttons on the +Control Pad to change the selection.</p> <p>Begin installation by pressing HOME on the Wii Remote.</p> <p>Note: For US development, the setting should be changed to Version: Sys-3.2 and Region: USA.</p>
	<p>When the installation begins, a progress bar will be displayed at the bottom of the screen.</p> <p>When it reaches 100%, the installation has completed.</p> <p>The installation takes about one minute.</p> <p>Warning: If the power is turned off during installation, there is a chance that the RVT-R Reader may become unusable.</p>
	<p>Press EJECT and remove the installation disc.</p> <p>If you then press HOME on the Wii Remote, the system will restart and the Wii Menu will run.</p> <p>Afterwards, the various settings can be made using the same procedure as on the Wii.</p> <p>Note: First select "Format Wii System Memory" from the Wii Menu to initialize Wii system memory.</p>

Wii Menu Installation Procedure

Screenshot	Procedure
	<p>Uninstalls the Wii Menu.</p> <p>From the channel menu, select "Wii Menu Uninstaller" and select "Start."</p> <p>Note: The installation disc is not required.</p>
	<p>The Wii Menu Uninstaller will run.</p> <p>Begin uninstallation by pressing HOME on the Wii Remote.</p>
	<p>The uninstallation process takes about 10 seconds.</p> <p>Warning: If the power is turned off during installation, there is a chance that the RVT-R Reader may become unusable.</p>
	<p>When the screen is displayed, the uninstallation process has completed.</p> <p>Press HOME on the Wii Remote to restart the system. After the restart, the DEVKIT System Menu Version 1.16 will run.</p>