

Wii Terminology

Version:	3.0
Initial Version:	2005/05/25
Modified:	2007/04/24

Table of Contents

Revision History	3
1. Console Names	6
2. Console Parts Names	7
3. Peripheral Names and Parts Names	9
4. Nintendo GameCube Console Names, Peripheral Names, and Parts Names	26
5. Terms and Expressions Related to Operations	29
6. Channel-Related Terms and Expressions	32
7. Screen Names	40

Revision History

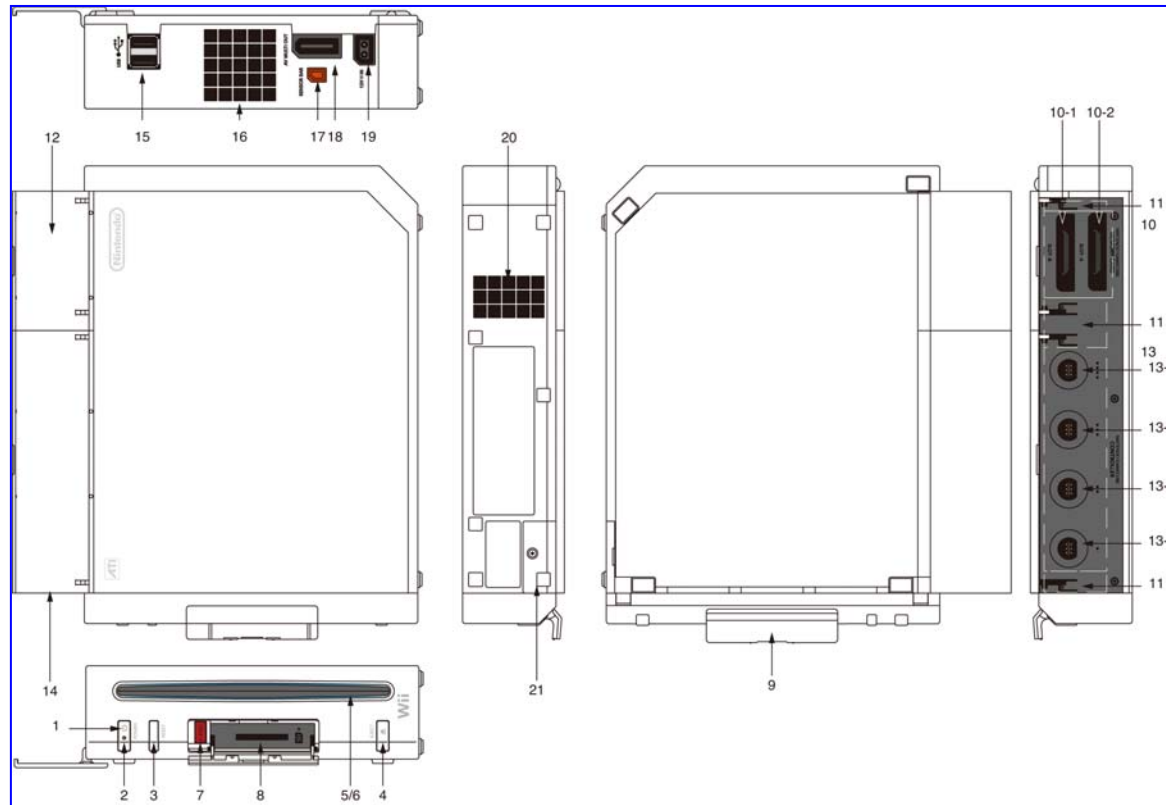
Version	Revision Date	Details of Revision
3.0	2007/04/27	<p>General</p> <p>Unified the name used for the Wii console (Wii console, Wii, and console) to all read Wii console.</p> <p>2. Console Parts Names</p> <ul style="list-style-type: none"> ■Wii Console <ul style="list-style-type: none"> • Replaced figure. <p>3. Peripheral Names and Parts Names</p> <ul style="list-style-type: none"> ■Wii Remote, Strap, Nunchuk, Classic Controller, Wii AC Adaptor, Sensor Bar, Sensor Bar Stand, Wii AV Cable, Wii S-Video Stereo AV cable, Wii Component Video cable, Wii D-Terminal cable, Wii LAN adapter (Ethernet), Wii console stand, Wii stand plate <ul style="list-style-type: none"> • Replaced figures. ■Sensor Bar and Sensor Bar Stand <ul style="list-style-type: none"> • Added Description. ■Wii RGB cable, SD Card, Wii Points Card <ul style="list-style-type: none"> • Added figures. ■LAN adaptor for Wii <ul style="list-style-type: none"> • Changed from "LAN adapter" to "Wii LAN adapter (Ethernet)." ■Wii Points Card <ul style="list-style-type: none"> • Divided "Wii Points Card" to detailed categories, "Wii Points Card 1000," "Wii Points Card 2000," and "Wii Points Card 5000." <p>5. Terms and Expressions Related to Operations</p> <ul style="list-style-type: none"> • Changed Description of "Register the Wii Remote with the Wii console." • Deleted "Simple register the Wii Remote with the Wii console." • Added "Normal-pair the Wii Remote with the Wii console." and "Simple-pair the Wii Remote with the Wii console." <p>6.1. Channel-related Terms (General)</p> <ul style="list-style-type: none"> • Changed Terms for Users, Short (Alternate) Terms, and Description for the item "Channels." • Added "NAND Application" and "Disc Application." • Changed the Description of "Title name + Channel." • Added a Short (Alternate) Name for "Wii console NAND Memory." • Deleted "Wii Channel." <p>6.3. WiiConnect24</p> <ul style="list-style-type: none"> • Added "Nickname." <p>6.4. Mii Channel</p> <ul style="list-style-type: none"> • Added "Mii Plaza" and "Mii Parade." <p>6.7. Virtual Console</p> <ul style="list-style-type: none"> • Added "NEO GEO."

Version	Revision Date	Details of Revision
0.2	9/25/2006	<p>2. Console Parts Names</p> <ul style="list-style-type: none"> ■Wii console <ul style="list-style-type: none"> • Revised numbers in figures and tables. <p>3. Peripheral Names and Parts Names</p> <ul style="list-style-type: none"> ■Wii Remote <ul style="list-style-type: none"> • Revised figure. ■Classic Controller <ul style="list-style-type: none"> • Revised figure. • Added Item 19, "safety hook." <p>4. Nintendo GameCube Console Names, Peripheral Names, and Parts Names</p> <ul style="list-style-type: none"> ■Nintendo GameCube Controller <ul style="list-style-type: none"> • Revised numbers and order of items in table. ■Nintendo GameCube Wireless Controller WaveBird <ul style="list-style-type: none"> • Revised numbers and order of items in figure. <p>6. Added "Terms and Expressions Related to Channels."</p> <p>7. Added "Screen Names."</p>

Version	Revision Date	Details of Revision
0.1	9/12/2006	<p>2. Console Parts Names</p> <ul style="list-style-type: none"> ■ Wii Console <ul style="list-style-type: none"> • "Power Button (provisional name)" has been adopted as the official name. "Slot Illumination (provisional name)" has been adopted as the official name. No.11 has been changed from "Undecided" to "Name undecided." <p>3. Peripheral Names and Parts Names</p> <ul style="list-style-type: none"> ■ Wii Remote <ul style="list-style-type: none"> • "Power Button (provisional name)" has been adopted as the official name. • Terms for holding the Wii Remote (actions such as holding the remote vertically or horizontally) have been changed to "Name undecided." ■ "Wii Remote Strap (provisional name)" has been adopted as the official name. <ul style="list-style-type: none"> • "Wii Remote accessory" has been added. ■ Nunchuk <ul style="list-style-type: none"> • "Safety Hook" has been added. ■ AC adapter parts names have been added. ■ "Wii Sensor Bar (provisional name)" has been changed to "Sensor Bar." ■ "Wii Stereo AV Cable (provisional name)" has been changed to "Wii AV Cable." ■ "Wii S-Terminal Cable (provisional name)" has been adopted as the official name. ■ "Wii Component Cable (provisional name)" has been adopted as the official name. ■ "Wii D-Terminal Cable (provisional name)" has been changed to "Wii T-Terminal AV Cable." ■ "Wii RGB Cable (provisional name)" has been adopted as the official name. ■ "USB-Ethernet Adapter (provisional name)" has been changed to "LAN Adapter." ■ "Wii software" has been added. ■ "Wii Startup Disc" has been added. <p>4. Chapter 4, "Nintendo GameCube Console Names, Peripheral Names, and Parts Names" has been added.</p> <p>5. Terms and Expressions Related to Operations</p> <ul style="list-style-type: none"> ● Terms and Expressions Related to Controller Operations <ul style="list-style-type: none"> • The expression "Slide○○ with the □ button on the Wii Remote" has been changed to "Pick up ○○ with the □ button on the Wii Remote/Grasp ○○ with the □ button on the Wii Remote." • The expression "Slide○○ with the □ button on the Wii Remote, and release at ○○" has been changed to "Pick up ○○ with the □ button on the Wii Remote, and release at ○○/Grasp ○○ with the □ button on the Wii Remote, and release at ○○." • Terms for holding the Wii Remote (actions such as holding the remote vertically or horizontally) have been changed to "Name undecided." • For operations other than the above, use an expression appropriate to the software in question such as "trace with the pointer," "draw a circle with the Wii Remote," or "block the light by putting your hand in front of the camera." (Summary) ● The section "Terms and Expressions Related to Operations Other Than Controller Operations" has been added.
0.0	5/25/2006	Initial Version.

1. Wii Console Names

開発者向用語	Terms for Developers	Terms for Users	Short (Alternate) Names	Description	Prohibited Words	Comments
Wii本体	Wii console	Wii console	Wii	Console name.	NNGC (development abbreviation before RVL was settled on)	



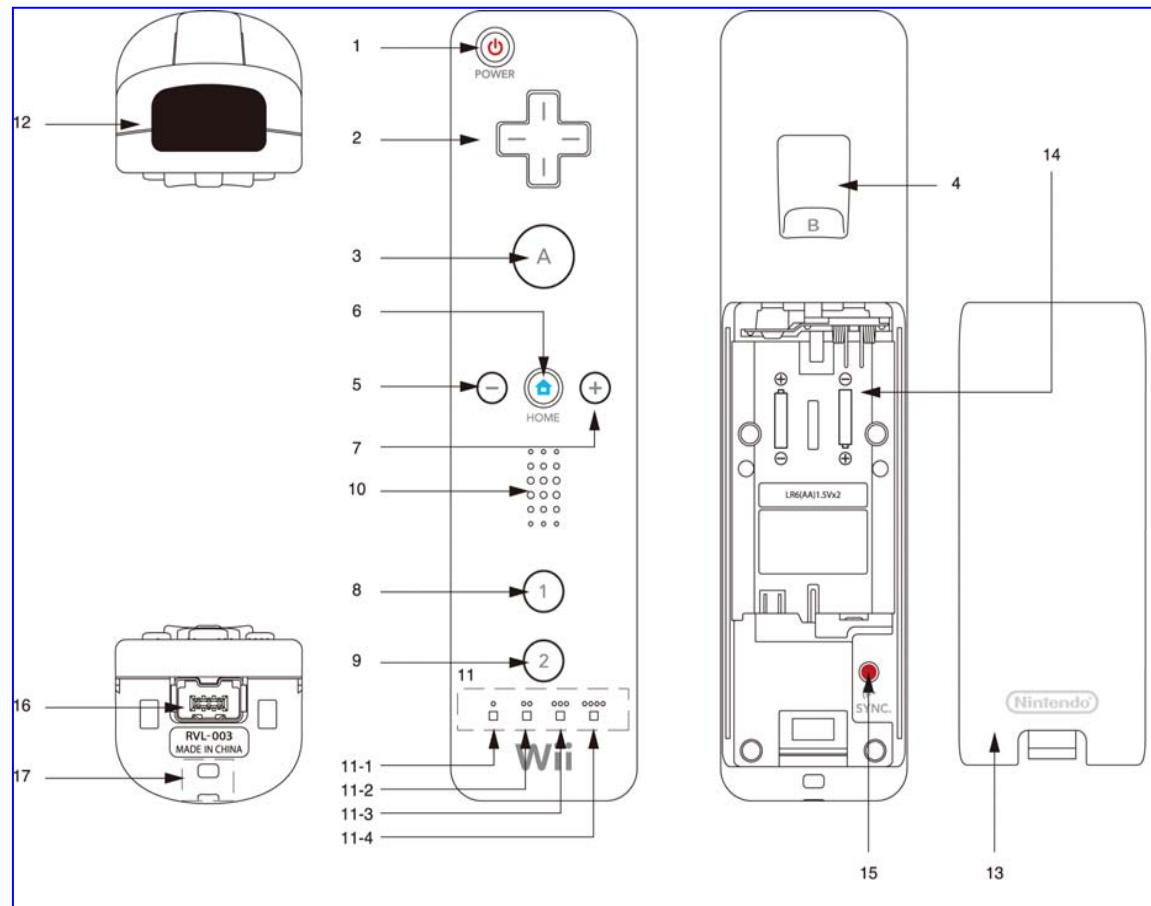
2. Wii Console Parts Names

	開発者向用語	Terms for Developers		Short (Alternate) Names	Description	Prohibited Words	Comments
1	電源ランプ	Power LED	Power LED		Green LED illuminates when Power is turned ON.		
2	電源ボタン	Power Button	Power Button		Push-button type power switch.	Power Switch	
3	リセットボタン	RESET	RESET		Button that is pressed to reset a game.		
4	ディスクイジェクトボタン	Disc Eject Button	Disc Eject Button	Eject Button	Button that is pressed to eject a disc.		
5	ディスクスロット	disc slot	disc slot		Slot where the disc is inserted.		
6	スロットイルミネーション	slot illumination	slot illumination		Part of the disc slot that shines blue when a disc is inserted.		
7	シンクロボタン	SYNCHRO, SYNC.	SYNCHRO, SYNC.		Button pressed to register a Wii Remote to be used with the Wii console.		
8	SDカードスロット	SD Card slot	SD Card slot		Slot where an SD Card is inserted.		
9	SDカードスロットカバー	SD Card slot cover	SD Card slot cover		Cover that protects the SD Card slot.		
10	ゲームキューブ メモリーカードスロット	Nintendo GameCube Memory Card slots	Nintendo GameCube Memory Card slots	Memory Card slots	Comprehensive term for Memory Card slot A and Memory Card slot B.		
10-1	ゲームキューブ メモリーカードスロットA	Nintendo GameCube Memory Card slot A	Nintendo GameCube Memory Card slot A	Memory Card slot A	Slot where Nintendo GameCube Memory Cards are inserted.		
10-2	ゲームキューブ メモリーカードスロットB	Nintendo GameCube Memory Card slot B	Nintendo GameCube Memory Card slot B	Memory Card slot B	Slot where Nintendo GameCube Memory Cards are inserted.		
11	(名称は設定しない)	Name undecided	Name undecided		Place that is pressed to remove the Memory Card slot cover and Controller Socket cover from the Wii console.		
12	ゲームキューブ メモリーカードスロットカバー	Nintendo GameCube Memory Card slot cover	Nintendo GameCube Memory Card slot cover	Memory Card slot cover	Cover that protects Memory Card slots.		
13	ゲームキューブコントローラポート	Nintendo GameCube Controller Sockets	Nintendo GameCube Controller Sockets	Controller Sockets	Sockets for connecting Nintendo GameCube Controllers (including DK Bongo Controller and Action Pad).		
13-1	ゲームキューブコントローラポート1	Nintendo GameCube Controller Socket 1	Nintendo GameCube Controller Socket 1	Controller Socket 1	Socket for connecting Nintendo GameCube Controllers (including DK Bongo Controller and Action Pad).		
13-2	ゲームキューブコントローラポート2	Nintendo GameCube Controller Socket 2	Nintendo GameCube Controller Socket 2	Controller Socket 2	Socket for connecting Nintendo GameCube Controllers (including DK Bongo Controller and Action Pad).		

	開発者向用語	Terms for Developers		Short (Alternate) Names	Description	Prohibited Words	Comments
13-3	ゲームキューブコントローラポート3	Nintendo GameCube Controller Socket 3	Nintendo GameCube Controller Socket 3	Controller Socket 3	Socket for connecting Nintendo GameCube Controllers (including DK Bongo Controller and Action Pad).		
13-4	ゲームキューブコントローラポート4	Nintendo GameCube Controller Socket 4	Nintendo GameCube Controller Socket 4	Controller Socket 4	Socket for connecting Nintendo GameCube Controllers (including DK Bongo Controller and Action Pad).		
14	ゲームキューブコントローラポートカバー	Nintendo GameCube Controller Socket cover	Nintendo GameCube Controller Socket cover	Controller Socket cover	Cover that protects Nintendo GameCube Controller Sockets.		
15	USB端子	USB connector	USB connector		Connector for USB device.		
16	排気口	air vent	air vent				
17	センサーバー接続端子	Sensor Bar connector	Sensor Bar connector		Connector for sensor bar.		
18	AVマルチ出力端子	AV Multi Out	AV Multi Out		Connector for AV cable.		
19	ACアダプタ接続端子	AC Adapter connector	AC Adapter connector		Connector for AC Adapter.		
20	吸気口	air intake	air intake				
21	電池カバー	battery cover	battery cover		Cover that protects internal battery.		

3. Peripheral Names and Parts Names

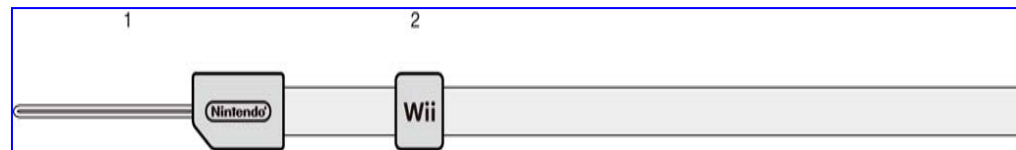
開発者向用語	Terms for Developers	Terms for Users	Short (Alternate) Names	Description	Prohibited Words	Comments
Wiiリモコン	Wii Remote	Wii Remote	Wii Remote	Controller for controlling a game.	Wiimote	
(名称は設定しない)	Name undecided	Name undecided		Name for holding the Wii Remote vertically.		
(名称は設定しない)	Name undecided	Name undecided		Name for holding the Wii Remote horizontally.		



	開発者向用語	Terms for Developers	Terms for Users	Short (Alternate) Names	Description	Prohibited Words	Comments
1	電源ボタン	Power Button	Power Button		Push-button type power switch. Pressing "Power" turns on the Wii console's power.	Power Switch	A symbol shaped like the button can be used.
2	十字ボタン	+Control Pad	+Control Pad		Button for controlling a game.	+ Button, + Key	A symbol shaped like the button can be used. To indicate a specific part of the +Control Pad (up/down/left/right), you can say "Up on the +Control Pad" or add an arrow to the location to be pressed on the symbol of the +Control Pad.
3	Aボタン(エーボタン)	A Button	A Button		Button for controlling a game.		A symbol shaped like the button can be used.
4	Bボタン(ビーボタン)	B Button	B Button		Button for controlling a game.		A symbol shaped like the button can be used.
5	-ボタン(マイナスボタン)	- Button	- Button		Button for controlling a game.		A symbol shaped like the button can be used.
6	HOMEボタン(ホームボタン)	HOME	HOME		Button for assisting in controlling a game.		A symbol shaped like the button can be used.
7	+ボタン(プラスボタン)	+ Button	+ Button		Button for controlling a game.		A symbol shaped like the button can be used.
8	1ボタン(イチボタン)	1 Button	1 Button		Button for controlling a game.		A symbol shaped like the button can be used.
9	2ボタン(ニボタン)	2 Button	2 Button		Button for controlling a game.		A symbol shaped like the button can be used.
10	スピーカー	speaker	speaker				
11	プレイヤーインジケータ	Player Indicator	Player Indicator	Player LED	Light that indicates the number assigned to the Wii Remote that the game player is using.		
11-1	プレイヤーインジケータ 1	Player Indicator 1	Player Indicator 1	Player LED 1	Light that indicates the number 1 is assigned to the Wii Remote that the game player is using.		
11-2	プレイヤーインジケータ 2	Player Indicator 2	Player Indicator 2	Player LED 2	Light that indicates the number 2 is assigned to the Wii Remote that the game player is using.		
11-3	プレイヤーインジケータ 3	Player Indicator 3	Player Indicator 3	Player LED 3	Light that indicates the number 3 is assigned to the Wii Remote that the game player is using.		
11-4	プレイヤーインジケータ 4	Player Indicator 4	Player Indicator 4	Player LED 4	Light that indicates the number 4 is assigned to the Wii Remote that the game player is using.		
12	ポインター DPD	Pointer DPD	Pointer		The part of the Wii Remote that contains the sensor.	DPD (for users)	

	開発者向用語	Terms for Developers	Terms for Users	Short (Alternate) Names	Description	Prohibited Words	Comments
13	電池カバー	battery cover	battery cover		Cover that protects the batteries.		
14	電池ボックス	battery box	battery box		Housing that holds the batteries.		
15	シンクロボタン	SYNCHRO, SYNC.	SYNCHRO, SYNC.		Button pressed to register a Wii Remote to be used with the Wii console.		
16	外部拡張コネクタ	external extension connector	external extension connector		Connector for connecting peripheral devices.		
17	ストラップ取付け穴	wrist strap attachment	wrist strap attachment		Hole that accepts the marketed wrist strap.		
	モーションセンサー	Motion Sensor	Motion Sensor		Sensor located within the Wii Remote. Detects changes in tilt and movement (on 3 axes).	Accelerometer	

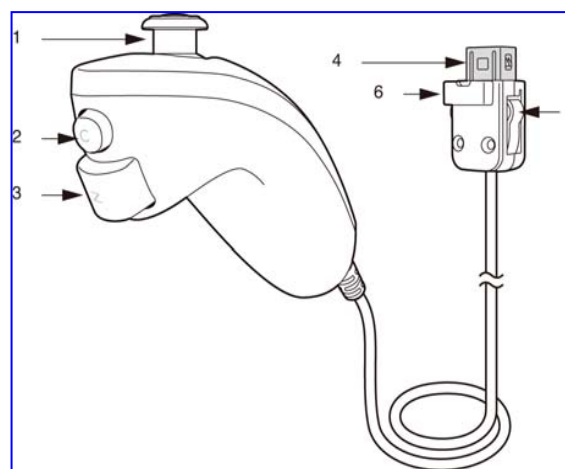
	開発者向用語	Terms for Developers	Terms for Users	Short (Alternate) Names	Description	Prohibited Words	Comments
	Wiiリモコン専用ストラップ	Wii Remote wrist strap	Wii Remote wrist strap	wrist strap	Wrist strap for the Wii Remote.	Wiimote wrist strap	



	開発者向用語	Terms for Developers	Terms for Users	Short (Alternate) Names	Description	Prohibited Words	Comments
1	ひも	wrist strap cord	wrist strap cord		Cord that attaches to the Wii Remote.		
2	ストッパー	strap lock	strap lock		Part for securing the strap to the hand.		

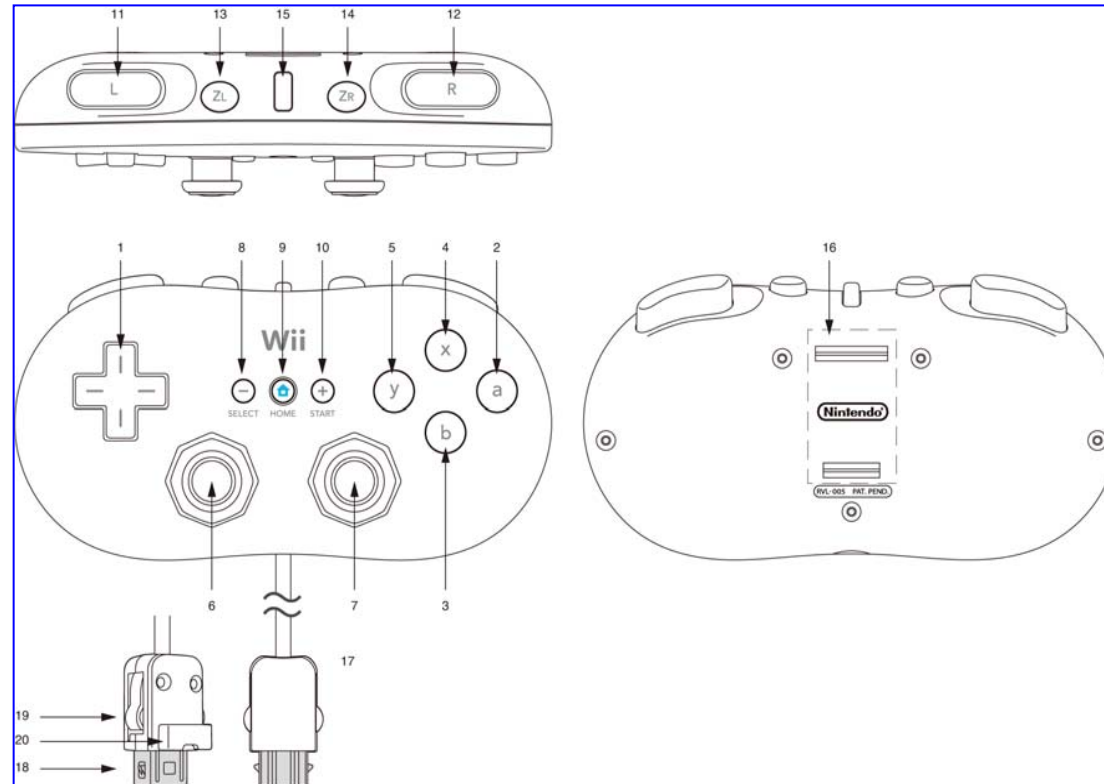
	開発者向用語	Terms for Developers	Terms for Users	Short (Alternate) Names	Description	Prohibited Words	Comments
	外部拡張コントローラ	external extension controller	external extension controller Wii Remote accessory	extension controller	General name for controllers such as the Nunchuk and Classic Controller, that connect to the external extension connector.		

開発者向用語	Terms for Developers	Terms for Users	Short (Alternate) Names	Description	Prohibited Words	Comments
ヌンチャク	Nunchuk	Nunchuk		Controller for controlling a game.	Nunchuck	
ヌンチャク・スタイル	Nunchuk Style	Nunchuk Style		Name for the combination of the Wii Remote and Nunchuk.	Nunchuck Style	



	開発者向用語	Terms for Developers	Terms for Users	Short (Alternate) Names	Description	Prohibited Words	Comments
1	コントロールスティック	Control Stick	Control Stick		Stick for controlling a game.		A symbol shaped like the stick can be used.
2	Cボタン(シーボタン)	C Button	C Button		Button for controlling a game.		A symbol shaped like the button can be used.
3	Zボタン(ゼットボタン)	Z Button	Z Button		Button for controlling a game.		A symbol shaped like the button can be used.
4	ヌンチャクプラグ	Nunchuk plug	Nunchuk plug		Plug that connects to the Wii Remote's external extension connector.	Nunchuck plug	
5	ロック解除つまみ	lock/release levers	lock/release levers		Pressed when removing peripheral from the Wii Remote.		
6	安全フック	connector hook	connector hook		Part that hooks onto the wrist strap cord.		
	モーションセンサー	Motion Sensor	Motion Sensor		Built-in sensor in the Nunchuk. Detects changes in tilt and movement (on 3 axes).	Acceleration sensor	

開発者向用語	Terms for Developers	Terms for Users	Short (Alternate) Names	Description	Prohibited Words	Comments
クラシックコントローラ	Classic Controller	Classic Controller		Controller for controlling a game.		
クラシック・スタイル	Classic Style	Classic Style		Name for the combination of the Wii Remote and Classic Controller.		



	開発者向用語	Terms for Developers	Terms for Users	Short (Alternate) Names	Description	Prohibited Words	Comments
1	十字ボタン	+Control Pad	+Control Pad		Button for controlling a game.	+ Button, + Key	A symbol shaped like the button can be used. To indicate a specific part of the +Control Pad (up/down/left/right), you can say "Up on the +Control Pad" or add an arrow to the location to be pressed on the symbol of the +Control Pad.
2	aボタン(エーボタン)	a Button	a Button		Button for controlling a game.	A Button	A symbol shaped like the button can be used.
3	bボタン(ビーボタン)	b Button	b Button		Button for controlling a game.	B Button	A symbol shaped like the button can be used.
4	xボタン(エックスボタン)	x Button	x Button		Button for controlling a game.	X Button	A symbol shaped like the button can be used.
5	yボタン(ワイボタン)	y Button	y Button		Button for controlling a game.	Y Button	A symbol shaped like the button can be used.
6	Lスティック(エルスティック)	L Stick	L Stick		Stick for controlling a game.		A symbol shaped like the stick can be used.
7	Rスティック(アールスティック)	R Stick	R Stick		Stick for controlling a game.		A symbol shaped like the stick can be used.
8	-/SELECTボタン(マイナスイレクトボタン)	-/SELECT Button (MINUS/SELECT)	-/SELECT Button (MINUS/SELECT)		Button for assisting in controlling a game.		A symbol shaped like the button can be used.
9	HOMEボタン(ホームボタン)	HOME	HOME		Button for assisting in controlling a game.		A symbol shaped like the button can be used.
10	+/STARTボタン(プラススタートボタン)	+/START Button (PLUS/START)	+/START Button (PLUS/START)		Button for assisting in controlling a game.		A symbol shaped like the button can be used.
11	Lボタン(エルボタン)	L Button	L Button		Button for controlling a game.		A symbol shaped like the button can be used.
12	Rボタン(アールボタン)	R Button	R Button		Button for controlling a game.		A symbol shaped like the button can be used.
13	ZLボタン(ゼットエルボタン)	ZL Button	ZL Button		Button for controlling a game.		A symbol shaped like the button can be used.
14	ZRボタン(ゼットアールボタン)	ZR Button	ZR Button		Button for controlling a game.		A symbol shaped like the button can be used.
15	ホルダーリリースボタン	holder release button	holder release button		Button to press when removing holder (provisional).		
16	未定	Undecided	Undecided		Where the holder is attached.		
17	クラシックコントローラプラグ	Classic Controller plug	Classic Controller plug		Plug that connects to the Wii Remote's External Extension Connector.		
18	ロック解除つまみ	lock/release levers	lock/release levers		Pressed when removing peripheral from the Wii Remote.		

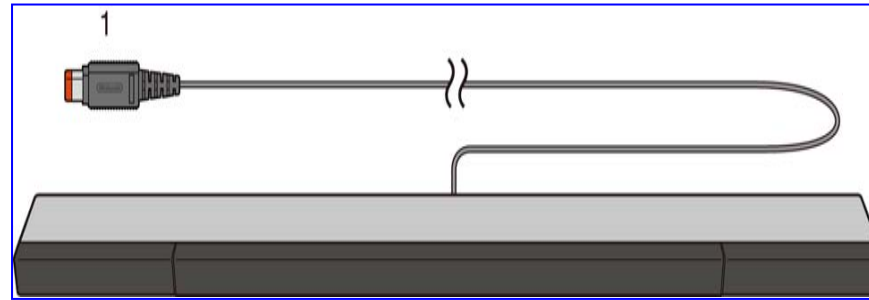
	開発者向用語	Terms for Developers	Terms for Users	Short (Alternate) Names	Description	Prohibited Words	Comments
19	安全フック	connector hook	connector hook		Part that hooks onto the wrist strap cord.		
	ザッパー	Zapper (provisional name)	Zapper (provisional name)		A gun-type controller used to play a game.		
	ザッパースタイル	Zapper Style (provisional name)	Zapper Style (provisional name)		Name for the combination of the Wii Remote and Zapper.		
	Wii専用ディスク	Wii Game Disc	Wii Game Disc	Game Disc Disc disc	General name for 12-cm (single-layer/dual-layer) discs and 8-cm discs. Used when describing Wii discs as hardware.	Game Disk Disk disk	
	Wii専用ソフト	Wii software	Wii software	Wii software	Used when describing the contents (software) of a Wii disc.		

開発者向用語	Terms for Developers	Terms for Users	Short (Alternate) Names	Description	Prohibited Words	Comments
Wii専用ACアダプタ	Wii AC Adapter	Wii AC Adapter		The dedicated AC adapter.		



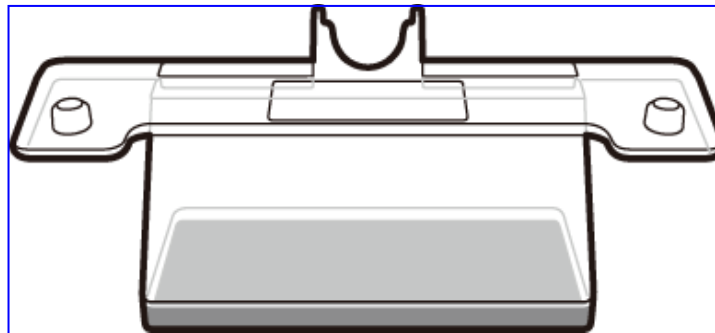
	開発者向用語	Terms for Developers	Terms for Users	Short (Alternate) Names	Description	Prohibited Words	Comments
1	ACプラグ	AC plug	AC plug		Plug that plugs into an electrical outlet.		
2	ACコード	AC cord	AC cord		Cable that plugs into an electrical outlet.		
3	DCプラグ	DC plug	DC plug		Plug that connects to the Wii console.		
4	DCコード	DC cord	DC cord		Cable that connects to the Wii console.		

開発者向用語	Terms for Developers	Terms for Users	Short (Alternate) Names	Description	Prohibited Words	Comments
センサーバー	Sensor Bar	Sensor Bar		Sensor for detecting the motion of the Wii Remote.		

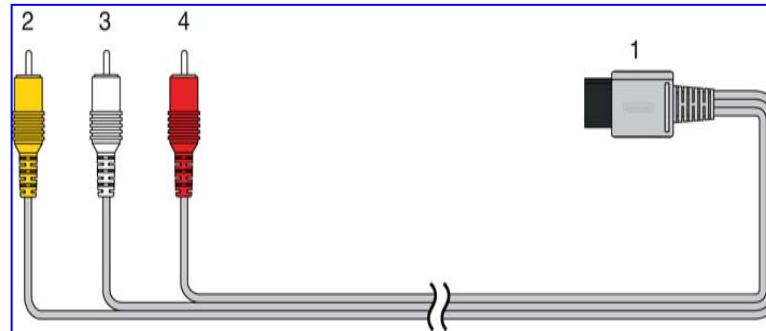


開発者向用語	Terms for Developers	Terms for Users	Short (Alternate) Names	Description	Prohibited Words	Comments
1 センサーバープラグ	Sensor Bar plug	Sensor Bar plug		Plug for connecting to the Wii console.		

開発者向用語	Terms for Developers	Terms for Users	Short (Alternate) Names	Description	Prohibited Words	Comments
センサーバー専用スタンド	Sensor Bar stand	Sensor Bar stand		Stand for the Sensor Bar.	Wii stand	

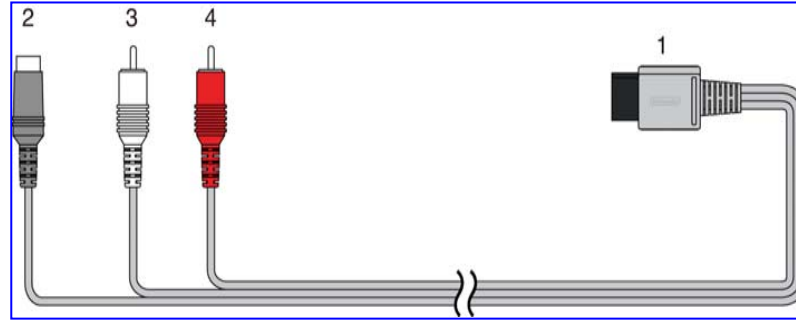


開発者向用語	Terms for Developers	Terms for Users	Short (Alternate) Names	Description	Prohibited Words	Comments
Wii専用AVケーブル	Wii AV cable	Wii AV cable		AV cable with a composite plug for the video.		



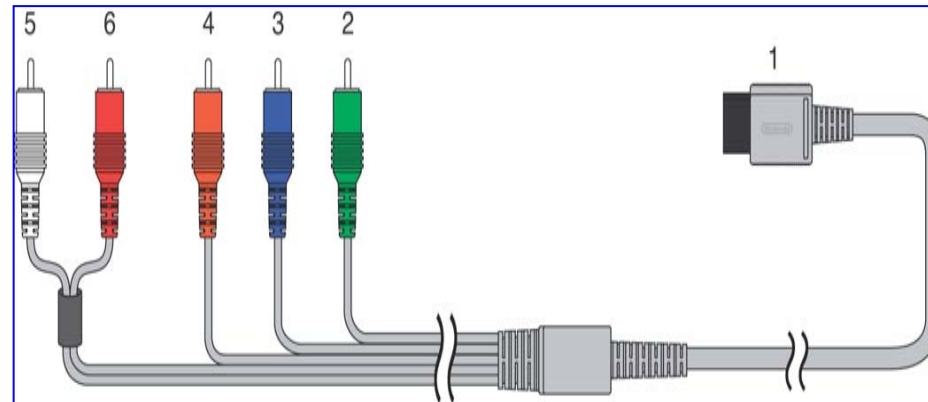
	開発者向用語	Terms for Developers	Terms for Users	Short (Alternate) Names	Description	Prohibited Words	Comments
1	AVマルチプラグ	AV Multi Out plug	AV Multi Out plug		Plug for connecting to the Wii console.		
2	映像プラグ	Video plug	Video plug		Video output plug to connect to a television.		
3	音声プラグ(左)	Audio plug (L)	Audio plug (L)		Left channel audio output plug to connect to a television.		
4	音声プラグ(右)	Audio plug (R)	Audio plug (R)		Right channel audio output plug to connect to a television.		

開発者向用語	Terms for Developers	Terms for Users	Short (Alternate) Names	Description	Prohibited Words	Comments
Wii専用S端子ケーブル	Wii S-Video Stereo AV cable	Wii S-Video Stereo AV cable		AV cable with an S-terminal plug for the video.		



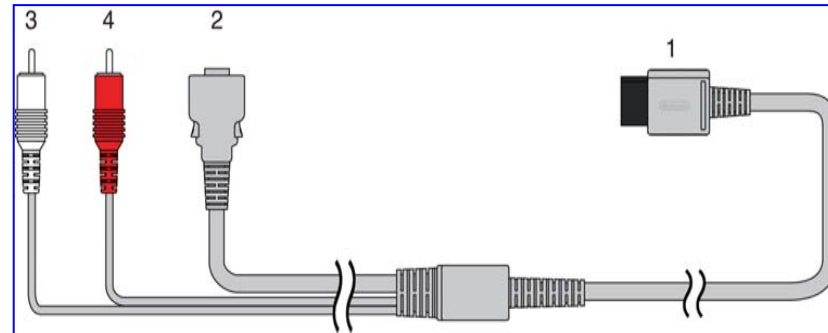
	開発者向用語	Terms for Developers	Terms for Users	Short (Alternate) Names	Description	Prohibited Words	Comments
1	AVマルチプラグ	AV Multi Out plug	AV Multi Out plug		Plug for connecting to the Wii console.		
2	S端子プラグ	S-Terminal plug	S-Terminal plug		Video output plug (S-Terminal) to connect to a television.		
3	音声プラグ(左)	Audio plug (L)	Audio plug (L)		Left channel audio output plug to connect to a television.		
4	音声プラグ(右)	Audio plug (R)	Audio plug (R)		Right channel audio output plug to connect to a television.		

開発者向用語	Terms for Developers	Terms for Users	Short (Alternate) Names	Description	Prohibited Words	Comments
Wii専用コンポーネントAVケーブル	Wii Component Video cable	Wii Component Video cable		AV cable with component plugs for the video.		



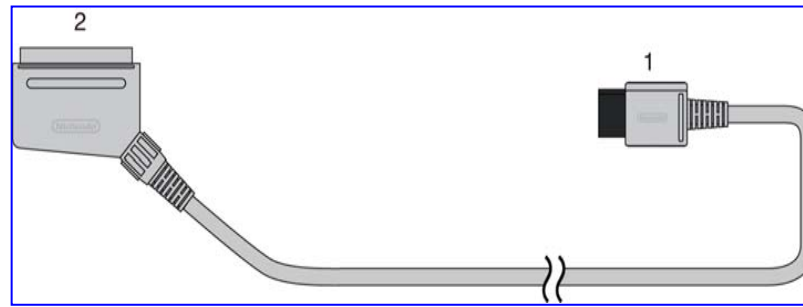
1	AVマルチプラグ	AV Multi Out plug	AV Multi Out plug		Plug for connecting to the Wii console.	
2	コンポーネントプラグ(緑)	Component plug (Green)	Component plug (Green)		Video output plug (green) to connect to a television.	
3	コンポーネントプラグ(青)	Component plug (Blue)	Component plug (Blue)		Video output plug (blue) to connect to a television.	
4	コンポーネントプラグ(赤)	Component plug (Red)	Component plug (Red)		Video output plug (red) to connect to a television.	
5	音声プラグ(左)	Audio plug (L)	Audio plug (L)		Left channel audio output plug to connect to a television.	
6	音声プラグ(右)	Audio plug (R)	Audio plug (R)		Right channel audio output plug to connect to a television.	

開発者向用語	Terms for Developers	Terms for Users	Short (Alternate) Names	Description	Prohibited Words	Comments
Wii専用D端子AVケーブル	Wii D-Terminal cable	Wii D-Terminal cable		AV cable with a D-Terminal plug for the video.		



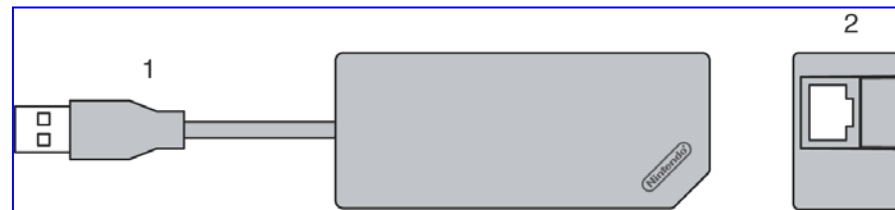
	開発者向用語	Terms for Developers	Terms for Users	Short (Alternate) Names	Description	Prohibited Words	Comments
1	AVマルチプラグ	AV Multi Out plug	AV Multi Out plug		Plug for connecting to the Wii console.		
2	D端子プラグ	D-Terminal plug	D-Terminal plug		Video output plug (D-Terminal) to connect to a television.		
3	音声プラグ(左)	Audio plug (L)	Audio plug (L)		Left channel audio output plug to connect to a television.		
4	音声プラグ(右)	Audio plug (R)	Audio plug (R)		Right channel audio output plug to connect to a television.		

開発者向用語	Terms for Developers	Terms for Users	Short (Alternate) Names	Description	Prohibited Words	Comments
Wii専用RGBケーブル	Wii RGB cable	Wii RGB cable		AV cable with RGB plugs for the video.		



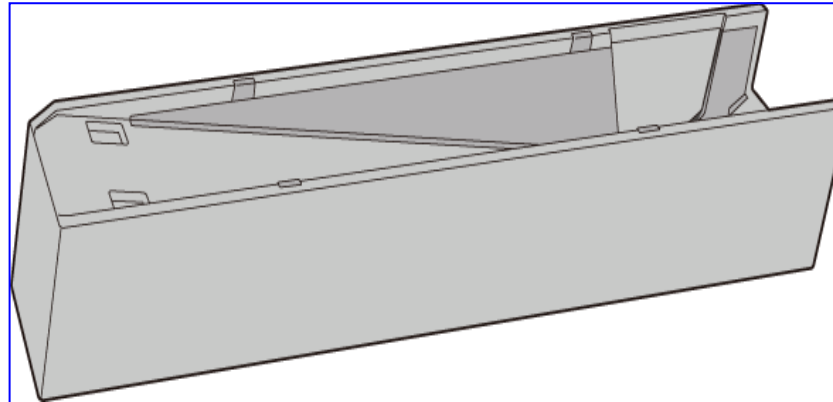
開発者向用語	Terms for Developers	Terms for Users	Short (Alternate) Names	Description	Prohibited Words	Comments
1 AVマルチプラグ	AV Multi Out plug	AV Multi Out plug		Plug for connecting to the Wii console.		
2 RGB端子プラグ	RGB terminal plugs	RGB terminal plugs		Audio/video output plugs (RGB terminals) to connect to a television.		

開発者向用語	Terms for Developers	Terms for Users	Short (Alternate) Names	Description	Prohibited Words	Comments
LANアダプタ	Wii LAN adapter (Ethernet)	Wii LAN adapter (Ethernet)		Adapter for using the Wii on a wireless LAN.		

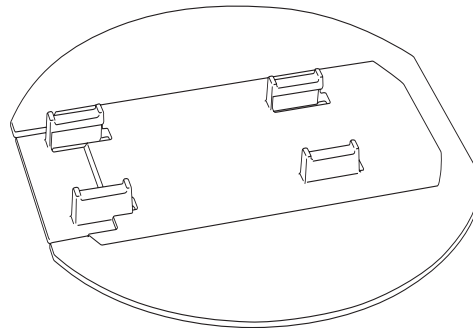


開発者向用語	Terms for Developers	Terms for Users	Short (Alternate) Names	Description	Prohibited Words	Comments
1 USBプラグ	USB plug	USB plug		USB plug to connect to the Wii console.		
2 LANケーブル接続端子	Ethernet connector	Ethernet connector		Terminal to connect the Ethernet cable.		

開発者向用語	Terms for Developers	Terms for Users	Short (Alternate) Names	Description	Prohibited Words	Comments
Wii本体専用スタンド	Wii console stand	Wii console stand		Vertical stand for the Wii console.	Wii stand	



開発者向用語	Terms for Developers	Terms for Users	Short (Alternate) Names	Description	Prohibited Words	Comments
Wii本体専用補助プレート	Wii stand plate	Wii stand plate		Auxiliary plate for the console stand.	Wii stand	




開発者向用語	Terms for Developers	Terms for Users	Short (Alternate) Names	Description	Prohibited Words	Comments
SDメモリーカード(512MB)	SD Memory Card (512MB)	SD Memory Card (512MB)	SD Card	512MB Nintendo brand SD Memory Card.		



開発者向用語	Terms for Developers	Terms for Users	Short (Alternate) Names	Description	Prohibited Words	Comments
Wiiポイントプリペイドカード 1000	Wii Points Card 1000	Wii Points Card 1000	Prepaid Card 1000 prepaid card	Name of 1000-point card for purchasing Virtual Console software and/or Wii software.		
Wiiポイントプリペイドカード 2000	Wii Points Card 2000	Wii Points Card 2000	Prepaid Card 2000 prepaid card	Name of 2000-point card for purchasing Virtual Console software and/or Wii software.		
Wiiポイントプリペイドカード 3000	Wii Points Card 3000	Wii Points Card 3000	Prepaid Card 3000 prepaid card	Name of 3000-point card for purchasing Virtual Console software and/or Wii software.		
Wiiポイントプリペイドカード 5000	Wii Points Card 5000	Wii Points Card 5000	Prepaid Card 5000 prepaid card	Name of 5000-point card for purchasing Virtual Console software and/or Wii software.		

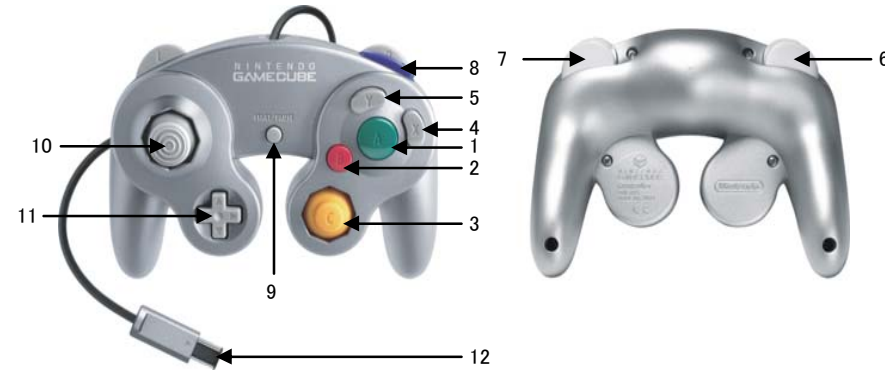


開発者向用語	Terms for Developers	Terms for Users	Short (Alternate) Names	Description	Prohibited Words	Comments
Wiiポイントブリペイドカード	Nintendo Wi-Fi USB Connector	Nintendo Wi-Fi USB Connector	Nintendo Wi-Fi Connector	Adapter for using the Wii console on a wireless LAN.		



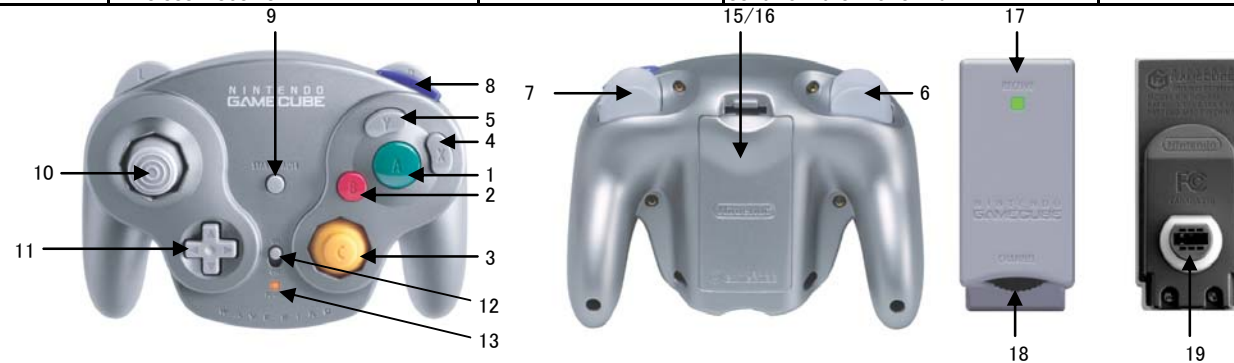
4. Nintendo GameCube Console Names, Peripheral Equipment Names, and Parts Names

開発者向用語	Terms for Developers	Terms for Users	Short (Alternate) Names	Description	Prohibited Words	Comments
ニンテンドー ゲームキューブ本体	Nintendo GameCube	Nintendo GameCube	Nintendo GameCube, GCN			Words must be displayed together on same line. "GCN" may only be used in cases where space is severely limited on packaging, images, or in game programs.
ニンテンドー ゲームキューブ コントローラ	Nintendo GameCube Controller	Nintendo GameCube Controller	Controller	Standard wired controller for the Nintendo GameCube.		



開発者向用語	Terms for Developers	Terms for Users	Short (Alternate) Names	Description	Prohibited Words	Comments
1 Aボタン	A Button	A Button		Button for controlling a game.		
2 Bボタン	B Button	B Button		Button for controlling a game.		
3 Cスティック	C Stick	C Stick		Button for controlling a game.		
4 Xボタン	X Button	X Button		Button for controlling a game.		
5 Yボタン	Y Button	Y Button		Button for controlling a game.		
6 Lトリガーボタン	L Button	L Button		Button for controlling a game.		
7 Rトリガーボタン	R Button	R Button		Button for controlling a game.		
8 Zボタン	Z Button	Z Button		Button for controlling a game.		
9 START/PAUSEボタン	START/PAUSE	START/PAUSE		Button for controlling a game.		
10 コントロールスティック	Control Stick	Control Stick		Button for controlling a game.		
11 十字ボタン	+Control Pad	+Control Pad		Button for controlling a game.		
12 プラグ	plug	plug		Plug for connecting to a Nintendo GameCube Controller socket.		

開発者向用語	Terms for Developers	Terms for Users	Short (Alternate) Names	Description	Prohibited Words	Comments
ニンテンドー ゲームキューブ ワイヤレスコントローラ ウェーブバード	Nintendo GameCube WaveBird Wireless Controller	Nintendo GameCube WaveBird Wireless Controller	WaveBird	Wireless controller for the Nintendo GameCube (standard type).		
ニンテンドー ゲームキューブ ワイヤレスレシーバー	Nintendo GameCube Wireless Receiver	Nintendo GameCube Wireless Receiver		Hardware for receiving radio signals sent from the WaveBird.		



開発者向用語	Terms for Developers	Terms for Users	Short (Alternate) Names	Description	Prohibited Words	Comments
1 Aボタン	A Button	A Button		Button for controlling a game.		
2 Bボタン	B Button	B Button		Button for controlling a game.		
3 Cスティック	C Stick	C Stick		Button for controlling a game.		
4 Xボタン	X Button	X Button		Button for controlling a game.		
5 Yボタン	Y Button	Y Button		Button for controlling a game.		
6 Lトリガーボタン	L Button	L Button		Button for controlling a game.		
7 Rトリガーボタン	R Button	R Button		Button for controlling a game.		
8 Zボタン	Z Button	Z Button		Button for controlling a game.		
9 START/PAUSEボタン	START/PAUSE	START/PAUSE		Button for controlling a game.		
10 コントロールスティック	Control Stick	Control Stick		Button for controlling a game.		
11 十字ボタン	+Control Pad	+Control Pad		Button for controlling a game.		
12 パワースイッチ	Power Switch	Power Switch		Switch-type power switch.		
13 パワーランプ	Power LED	Power LED		LED that lights when power is turned on.		
14 チャンネルスイッチ	Channel Switch	Channel Switch				
15 電池カバー	Battery Cover	Battery Cover		Cover that protects the battery.		
16 電池ボックス	Battery Box	Battery Box		Housing that holds the battery.		
17 レシーブランプ	Receive Indicator	Receive Indicator		Indicator that lights when receiving a radio signal from the WaveBird.		
18 チャンネルスイッチ	Channel Switch	Channel Switch				
19 プラグ	plug	plug		Plug for connecting to the Nintendo GameCube controller port.		

開発者向用語	Terms for Developers	Terms for Users	Short (Alternate) Names	Description	Prohibited Words	Comments
ニンテンドー ゲームキューブ メモリーカード59	Nintendo GameCube Memory Card 59	Nintendo GameCube Memory Card 59	Memory Card	Card for saving game data. Capacity is 59 blocks.		
ニンテンドー ゲームキューブ メモリーカード251	Nintendo GameCube Memory Card 251	Nintendo GameCube Memory Card 251	Memory Card	Card for saving game data. Capacity is 251 blocks.		
ニンテンドー ゲームキューブ メモリーカード1019	Nintendo GameCube Memory Card 1019	Nintendo GameCube Memory Card 1019	Memory Card	Card for saving game data. Capacity is 1019 blocks.		



Memory Card 59

開発者向用語	Terms for Developers	Terms for Users	Short (Alternate) Names	Description	Prohibited Words	Comments
ニンテンドーゲームキューブ専用ディスク	Nintendo GameCube Game Disc	Nintendo GameCube Game Disc	Game Disc	Used to describe a Nintendo GameCube Game Disc as hardware.		
ニンテンドーゲームキューブ専用ソフト	Nintendo GameCube software	Nintendo GameCube software	Nintendo GameCube software	Used to describe the contents (software) on a Nintendo GameCube Game Disc.		

5. Terms and Expressions Related to Operations

(NOTE: The following items are examples of terms usage. The developer should modify these expressions to fit the context of the game, while avoiding terms listed as "Prohibited.")

5.1 Terms and Expressions Related to Controller Operations

開発者向用語	Terms for Developers	Terms for Users	Short (Alternate) Names	Description	Prohibited Words	Comments
Wiiリモコンで〇〇をポイントする。	Point at < > with the Wii Remote.	Point at < > with the Wii Remote.	Point at < >.	Use when describing the act of pointing at a particular location on the screen.	Pointing at < > with the Wii Remote.	<p>Note: Replace "< >" with the target, something to point at.</p> <p>Note: Replace "[]" with the button name.</p> <p>Note: Replace "{ }" with the controller name.</p> <p>* Expressions may be modified to include terms such as degree of swing (large, small, etc) or speed of swing (quickly, slowly, etc).</p> <p>Note: You can describe "pressing" actions by using the term "determining".</p> <p>Note: You can use other expressions that are appropriate in the context of the software or use the name of an appropriate tool instead of "Wii Remote" if you explain the operations accordingly, for example at the beginning of the Instruction Booklet.</p> <p>Example: For a baseball game: swing the bat (bat used instead of Wii Remote).</p> <p>Example: For an action game: expressions like swing, thrust the sword (sword used instead of Wii Remote).</p>
Wiiリモコンで〇〇をポイントして、□ボタンを押す。	Point at < > with the Wii Remote and press the [] Button.	Point at < > with the Wii Remote and press the [] Button.		Use when describing the act of pointing at a particular location on the screen and then pressing a button.	Pointing at < > with the Wii Remote and pressing the [] button.	
Wiiリモコンで〇〇をポイントして、□ボタンを押し続ける。	Point at < > with the Wii Remote and hold down the [] Button.	Point at < > with the Wii Remote and hold down the [] Button.		Use when describing the act of pointing at a particular location on the screen and then holding down a button.	Pointing at < > with the Wii Remote and holding down the [] button.	
Wiiリモコンの□ボタンで〇〇を持つ。 Wiiリモコンの□ボタンで〇〇をつかむ。	Pick up < > with the [] Button on the Wii Remote. Grasp < > with the [] Button on the Wii Remote	Pick up < > with the [] Button on the Wii Remote. Grasp < > with the [] Button on the Wii Remote		Use when describing the act of pointing at a particular location on the screen and then moving something while holding down a button.		
Wiiリモコンの□ボタンで〇〇をつかんで、〇〇で離す。 Wiiリモコンの□ボタンで〇〇を持って、〇〇で離す。	Grasp < > with the [] Button on the Wii Remote, and release at < >. Pick up < > with the [] Button on the Wii Remote, and release at < >.	Grasp < > with the [] Button on the Wii Remote, and release at < >. Pick up < > with the [] Button on the Wii Remote, and release at < >.		Use when describing the act of pointing at a particular location on the screen, moving something while holding down a button, and then releasing the button at any point.		
△△を(方向<前/後ろ/左/右など>)に倒す。	Tilt the { } (forward, backward, left, right).	Tilt the { } (forward, backward, left, right).		Use when describing the act of tilting (angling) a controller such as the Wii Remote in any direction after first holding it upright.		
△△を(方向<上/下/左/右など>)に動かす。	Move the { } (up, down, left, right, etc).	Move the { } (up, down, left, right, etc).		Use when describing the act of moving a controller such as the Wii Remote slowly.		
△△を(方向<上/下/左/右など>)に振る。	Swing the { } (up, down, left, right, etc).	Swing the { } (up, down, left, right, etc).		Use when describing the act of moving (waving) a controller such as the Wii Remote quickly.		
△△を(方向<前/後ろなど>)に動かす。	Move the { } (forward, backward, etc).	Move the { } (forward, backward etc).		Use to describe the act of moving a controller such the Wii Remote toward oneself.		
△△を(左/右)にひねる。	Twist the { } (left, right).	Twist the { } (left, right).		Use when describing the act of twisting a controller such as the Wii Remote using the wrist or arm.		

Use an expression appropriate to the software in question for operations other than the above.

Do not use difficult PC terminology.

開発者向用語	Terms for Developers	Terms for Users	Short (Alternate) Names	Description	Prohibited Words	Comments
△△を立てる。	Hold the {} upright.	Hold the {} upright.		Use to describe the act of holding a controller such as the Wii Remote in the vertical position.		

Use an expression appropriate to the software in question for operations other than the above.

Do not use difficult PC terminology.

5.2 Terms and Expressions Related to Operations Other Than Controller Operations

開発者向用語	Terms for Developers	Terms for Users	Short (Alternate) Names	Description	Prohibited Words	Comments
電源ボタンを押して電源をONにする。	Press the Power Button to turn on the power.	Press the Power Button to turn on the power.	Turn on the power.	Indicates the act of turning on the power by pressing the Power Button on the console when the power is off.		
電源ボタンを押して電源をOFFにする。	Press the Power Button to turn off the power.	Press the Power Button to turn off the power.	Turn off the power.	Indicates the act of turning off the power by pressing the Power Button on the console when the power is on.		
Wiiリモコンに○○を接続する。	Connect < > to the Wii Remote.	Connect < > to the Wii Remote.		Indicates the action of connecting an external extension controller (such as a Nunchuk or Classic Controller) to the Wii Remote.		Replace < > with the name of the device to be attached to the Wii Remote.
Wiiリモコンから○○を取り外す。	Disconnect < > from the Wii Remote.	Disconnect < > from the Wii Remote.		Indicates the act of disconnecting an external extension controller (such as a Nunchuk or Classic Controller) from the Wii Remote.		Replace < > with the name of the device to be detached from the Wii Remote.
Wii本体にWiiリモコンを登録する。	Register the Wii Remote with the Wii console.	Register the Wii Remote with the Wii console.		Indicates the act of connecting the Wii console with a Wii Remote wirelessly. Two methods of wireless connection are available: "Standard Mode Synchronization" and "One Time Mode Synchronization."	Authenticating the Wii Remote with the Wii console. Pairing.	
Wii本体にWiiリモコンを通常ペアリングする。	Normal-pair the Wii Remote with the Wii console.	Synchronize the Wii Remote with the Wii console using Standard Mode.		Use when registering by pressing SYNCHRO on the Wii console and the Wii Remote.		
Wii本体にWiiリモコンを簡易ペアリングする。	Simple-pair the Wii Remote with the Wii console.	Synchronize the Wii Remote with the Wii console using One Time Mode.		Use when registering the Wii Remote from the HOME Menu.	Simple pairing. *Prohibited for users only.	
Wii本体とWiiリモコンを接続する。	Connect the Wii Remote to the Wii console.	Connect the Wii Remote to the Wii console.		Indicates that a Wii Remote is connected to the Wii console wirelessly.		
Wii本体とWiiリモコンの接続が切れる。	Disconnect the Wii Remote from the Wii console.	Disconnect the Wii Remote from the Wii console.		Indicates that a Wii Remote is disconnected from the linked Wii console.		

開発者向用語	Terms for Developers	Terms for Users	Short (Alternate) Names	Description	Prohibited Words	Comments
Wii本体とWiiリモコンをつなぎなおす。	Re-connect the Wii Remote to the Wii console.	Re-connect the Wii Remote to the Wii console.		Indicates that a disconnected Wii Remote is re-connected to the linked Wii console.		
(名称は設定しない)	Name undecided	Name undecided		Term used when the Wii Remote is held vertically.		
(名称は設定しない)	Name undecided	Name undecided		Term used when the Wii Remote is held horizontally.		

6. Channel-related Terms and Expressions

6.1. Channel-related Terms (General)

開発者向用語	Terms for Developers	Terms for Users	Short (Alternate) Names	Description	Prohibited Words	Comments
チャンネル	Channel	Wii Channel	Channel	User interface launched from the Wii Menu.	Ch.	
NANDアプリ	NAND application	(Name undecided)		Software built into the Wii console.		
ディスクアプリ	disc application	(Name undecided)		Software recorded on a disc.		
タイトル名称+チャンネル	Title name + Channel			Naming convention for the various channels.		
ペアレンタルコントロール	Parental Controls	Parental Controls, Wii Parental Controls		Feature that allows parents and guardians to restrict access to games that are inappropriate for members of their household.	Parental Control Feature	
ブートキャッシング	boot caching	quick start		Feature for quickly starting a Game Disc again, even if the power has been turned off as long as the Game Disc has not been removed.		
Wii本体保存メモリ	Wii console NAND memory	Wii system memory		Memory for saving to the Wii console (NAND flash memory).	NAND memory	
Wiiリモコンメモリ	Wii Remote memory	Wii Remote memory		Memory for saving to the Wii Remote (EEPROM).		
ブロック	block	block		Unit used to measure the memory capacity of the Wii console NAND memory.		

開発者向用語	Terms for Developers	Terms for Users	Short (Alternate) Names	Description	Prohibited Words	Comments
ファイル	file	file		Unit used to measure the memory capacity of Wii system memory. Multiple blocks used by a single piece of software are counted as a single unit.		
スタンバイ/スタンバイモード	standby/standby mode	standby/standby mode		Mode the system starts if the Power Button on the Wii console or Wii Remote is pressed.		
カーソル	cursor	cursor		Mark displayed on the screen.		
プレイヤー□	Player < >	Player < >	< >P	Name used to represent a player.		Replace < > with the appropriate alphanumeric player number.

6.2. Disc Channel

開発者向用語	Terms for Developers	Terms for Users	Short (Alternate) Names	Description	Prohibited Words	Comments
ディスクドライブチャンネル	Disc Channel	Disc Channel		Channel used to start Wii disc or Nintendo GameCube disc drives.		

6.3. WiiConnect24

開発者向用語	Terms for Developers	Terms for Users	Short (Alternate) Names	Description	Prohibited Words	Comments
WiiConnect24	WiiConnect24	WiiConnect24		Feature for providing various services, even when Wii console power appears to be off.	Wii Connect 24 Wii Connect24	
Wiiメッセージ	Wii message	Wii message		Name for e-mail format data to be sent/received using WiiConnect24.		
Wii番号	Wii number	Wii number		Name of Wii console friend code.		
カレンダーデータベース	Calendar database	message board data		Used to store data requiring long-term storage and/or data that is to be shared.		
(名称は設定しない)	Name undecided	Name undecided		Official name of the WiiConnect24 wait-receive mode.		
Wiiフレンド	Wii Friend	Wii Friend		Name used for an entry on the Wii Friend Roster/name of other parties on the list.		
Wiiフレンドに~する	~ with/to a Wii Friend	~ with/to a Wii Friend		Expression when using WiiConnect24.		
アドレス帳	address book, Wii address book	address book, Wii address book		Location to manage Wii numbers and e-mail addresses.		
ニックネーム	Nickname			Name of a Wii friend.		
Wiiメッセージアドレス	Wii message address	Name undecided		Mail address registered for the Wii console.		Will study terms for users as necessary.
Wiiメッセージ送受信機能	Wii message send/receive feature	Name undecided		Feature for sending and receiving Wii messages.		Will study terms for users as necessary.
受信メッセージボックス	inbox	Name undecided		Location to save received Wii messages.		Will study terms for users as necessary.

6.4. Mii Channel

開発者向用語	Terms for Developers	Terms for Users	Short (Alternate) Names	Description	Prohibited Words	Comments
似顔絵チャンネル	Mii Channel	Mii Channel		Channel for editing portraits. Portraits created here can be used with various Wii-compatible software.	WiiMii Channel	
Mii	Mii	Mii		Name of characters created on the Mii Channel.	WiiMii	
似顔絵広場	Mii Plaza	Mii Plaza		Place where created Miis gather together.	WiiMii Plaza	
似顔絵パレード	Mii Parade	Mii Parade		Place where Miis made by lots of different people gather and parade together.	WiiMii Parade	

6.5. Photo Channel

開発者向用語	Terms for Developers	Terms for Users	Short (Alternate) Names	Description	Prohibited Words	Comments
写真チャンネル	Photo Channel	Photo Channel		This channel is used to display digital camera images saved on the SD Memory Card. Fun operations such as available with Mario Paint can be performed on photos taken with a digital camera.		

6.6. Wii Shop Channel

開発者向用語	Terms for Developers	Terms for Users	Short (Alternate) Names	Description	Prohibited Words	Comments
Wiiショッピングチャンネル(仮称)	Wii Shop Channel	Wii Shop Channel		Channel for accessing Virtual Console software and/or channels. This feature can only be used when Wii is connected to the Internet.	Wii Shopping Channel Shopping Channel	
Wiiポイント	Wii Points	Wii Points		Name for points used to download Virtual Console software.		

6.7. Virtual Console

開発者向用語	Terms for Developers	Terms for Users	Short (Alternate) Names	Description	Prohibited Words	Comments
バーチャルコンソール	Virtual Console	Virtual Console		Service allowing download of games of the past.	VC	
ファミリーコンピュータ	Nintendo Entertainment System	Nintendo Entertainment System	NES	8-bit Nintendo TV game unit for the home.	family computer FAMICOM	
スーパーファミコン	Super Nintendo Entertainment System	Super Nintendo Entertainment System	Super NES	16-bit Nintendo TV game unit for the home.		
NINTENDO 64 ニンテンドウ 64	Nintendo 64	Nintendo 64	N64	64-bit Nintendo TV game unit for the home.	NUS	
メガドライブ	Megadrive (EU) Genesis (US)	Megadrive (EU) Genesis (US)		16-bit Sega TV game unit for the home.		
PCエンジン	Turbografx	Turbografx		8-bit NEC Home Electronics game unit for the home.		
MSX	MSX	MSX		Globalized standard for 8-bit PCs developed by ANSI and Microsoft.		
NEOGEO	NEOGEO	NEOGEO		Television game system for the home by SNK.		
タイトル名称+チャンネル	title name + channel	title name + channel		Game name for virtual console.		
説明書	Operations Manual	Operations Manual		Name of the electronic operating instructions for the Virtual Console.		
中断機能	quick save	quick save		Name of the quick save feature under Virtual Console.		
中断ポイント	quick save point	quick save point		Data name used with the quick save feature.		

6.8. Wii Message Board

開発者向用語	Terms for Developers	Terms for Users	Short (Alternate) Names	Description	Prohibited Words	Comments
Wii伝言板	Wii Message Board	Wii Message Board		This feature can not only be used as a message board inside the home, but can be used for exchanging messages with others outside the home as well.		
メモ	Memo	Memo		Name of messages created on the Wii Message Board.		

6.9. Internet Channel

開発者向用語	Terms for Developers	Terms for Users	Short (Alternate) Names	Description	Prohibited Words	Comments
インターネットチャンネル	Internet Channel	Internet Channel (trial version)		Channel for using the Opera Internet full browser. Some features available with the official version are not available in the trial version. This channel can only be used by Wii consoles connected to the Internet.		
インターネットチャンネル	Internet Channel	Internet Channel		Channel for using the Opera Internet full browser.		

6.10. Forecast Channel-related

開発者向用語	Terms for Developers	Terms for Users	Short (Alternate) Names	Description	Prohibited Words	Comments
お天気チャンネル	Forecast Channel	Forecast Channel		Channel for checking the weather forecast. Gets the latest information using WiiConnect24. Only Wiis connected to the Internet can use this feature.	Weather Channel	

6.11. News Channel-related

開発者向用語	Terms for Developers	Terms for Users	Short (Alternate) Names	Description	Prohibited Words	Comments
ニュースチャンネル	News Channel	News Channel		Channel for viewing the latest news. Gets the latest information using WiiConnect24. Only Wiis connected to the Internet can use this feature.		

6.12. Everybody Votes Channel-related

開発者向用語	Terms for Developers	Terms for Users	Short (Alternate) Names	Description	Prohibited Words	Comments
みんなで投票チャンネル	Everybody Votes Channel	Everybody Votes Channel		On this channel, users cast votes on prepared survey questions. Users can find out what other people in the world think about issues and how their own thinking differs from others. This channel can only be used by Wii consoles connected to the Internet.	Voting Channel	

6.13. Wii Settings

開発者向用語	Terms for Developers	Terms for Users	Short (Alternate) Names	Description	Prohibited Words	Comments
Wiiオプション	Wii options	Wii options		Mode for setting the Wii console.		
音量	Volume	Volume		Name of the function for adjusting the volume using Wii Remote settings.		Used with the HOME Menu.
振動	Rumble Feature	Rumble Feature		Name of the function for turning the Rumble Motor on/off using Wii Remote settings.		Used with the HOME Menu.
ON	ON	ON		Name of the button for turning the Rumble Motor on using Wii Remote settings.		Used with the HOME Menu.









開発者向用語	Terms for Developers	Terms for Users	Short (Alternate) Names	Description	Prohibited Words	Comments
OFF	OFF	OFF		Name of the button for turning the Rumble Motor off using Wii Remote settings.		Used with the HOME Menu.
接続	Connection	Connection		Name of the feature for connecting and disconnecting the remote using Wii Remote settings.		Used with the HOME Menu.








6.14. Terms for Communications Other Than WiiConnect24







開発者向用語	Terms for Developers	Terms for Users	Short (Alternate) Names	Description	Prohibited Words	Comments
インターネット接続	Internet connection	Internet connection		Term for using the network directly from a channel.		
MP通信	MP communications	DS wireless communications		Name for the communication method used between the Wii console and the Nintendo DS.		



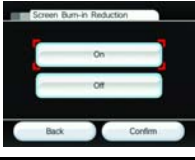
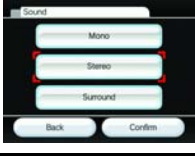
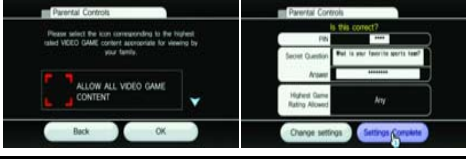
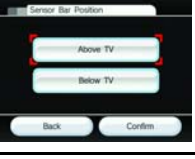

7. Screen Names







Note: This section covers setting screen-related screenshots and frequently used screenshots.



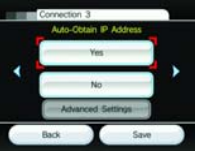


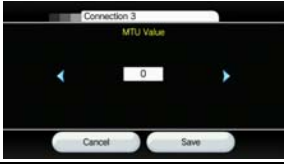

開発者向用語	Terms for Developers	Terms for Users	Screen	Description	Prohibited Words	Comments
健康と安全について画面	Health and Safety screen	Health and Safety screen		Name of the screen giving health and safety-related warnings.		
ストラップ着用画面	Strap usage screen	Strap usage screen		Name of the screen prompting the use of the wrist strap.		
Wiiメニュー	Wii Menu	Wii Menu		Name of the screen that displays all channels built into the Wii console.	Be sure to use the screen shot below when the Wii console has not been updated to System Menu 2.	
HOMEボタンメニュー	HOME Menu	HOME Menu		Name of the menu displayed when HOME is pressed.		
Wiiリモコン設定画面	Wii Remote Settings screen	Wii Remote Settings screen		Name of the screen for setting up the Wii Remote.		
Wiiリモコン接続画面	Wii Remote Connection screen	Wii Remote Connection screen		Name of the screen for Wii Remote One Time Mode Synchronization.		
チャンネルバナー画面	Channel preview screen	Channel preview screen		Name of the enlarged screen displayed when a Wii channel (icon) has been selected on the Wii Menu.		







開発者向用語	Terms for Developers	Terms for Users	Screen	Description	Prohibited Words	Comments
アドレス帳画面	Address book screen	Address book screen		Name of the screen for checking one's own Wii number and registering friends on the Wii friend roster.		
Wiiオプションメインメニュー画面	Wii Options main menu	Wii Options main menu		Name of the screen for selecting Data Management or Wii Settings.		
データ管理画面	Data Management screen	Data Management screen		Name of the screen for selecting Save Data for Wii software and Nintendo GameCube software or Channels.		
セーブデータ画面	Save Data screen	Save Data screen		Name of the screen for selecting save data for Wii software or Nintendo GameCube software.		
セーブデータ管理画面	Save data management screen	Save data management screen		Name of the screen that displays a list of save data saved on the Wii console or Nintendo GameCube Memory Card.		
チャンネルデータ選択画面	Channel data selection screen	Channel data selection screen		Name of the screen that displays a list of Wii channel data saved on the Wii console.		
セーブデータ確認画面	Save data confirmation screen	Save data confirmation screen		Name of the screen for confirming copy, delete, and move operations to be performed on data saved on the Wii console or Nintendo GameCube Memory Card.		

開発者向用語	Terms for Developers	Terms for Users	Screen	Description	Prohibited Words	Comments
チャンネルデータ確認画面	Channel data confirmation screen	Channel data confirmation screen		Name of the screen for confirming copy or delete operations to be performed on Wii channel data saved on the Wii console.		
Wii本体設定画面1 Wii本体設定画面2 Wii本体設定画面3	Wii System Settings screen 1 Wii System Settings screen 2 Wii System Settings screen 3	Wii System Settings screen 1 Wii System Settings screen 2 Wii System Settings screen 3		Name of the screen that displays a list of settings used to configure the Wii console.		
Wii本体ニックネーム設定画面	Console Nickname setting screen	Console Nickname setting screen		Name of the screen for setting a nickname for the Wii console.		
日付設定画面	Date setting screen	Date setting screen		Name of the screen for setting the date.		
時刻設定画面	Time setting screen	Time setting screen		Name of the screen for setting the time.		
画面位置設定画面	Screen Position setting screen	Screen Position setting screen		Name of the screen for setting the screen position.		

開発者向用語	Terms for Developers	Terms for Users	Screen	Description	Prohibited Words	Comments
ワイド設定画面	Widescreen setting screen	Widescreen setting screen		Name of the screen for setting the television screen ratio.		
プログレッシブ設定画面	TV Resolution setting screen	TV Resolution setting screen		Name of the screen for setting the display method.		
画面焼け軽減設定画面	Screen Burn-in Reduction setting screen	Screen Burn-in Reduction setting screen		Name of the screen for setting screen burn-in reduction.		
サウンド設定画面	Sound setting screen	Sound setting screen		Name of screen for setting the sound type.		
ペアレンタルコントロール設定画面	Parental Controls setting screen	Parental Controls setting screen		Name of the screen for making Parental Controls settings.		
センサーバーの位置設定画面	Sensor Bar Position setting screen	Sensor Bar Position setting screen		Name of the screen for setting the Sensor Bar position.		
ポインター感度調整画面	Sensitivity adjustment screen	Sensitivity adjustment screen		Name of the screen for adjusting Pointer sensitivity.		

開発者向用語	Terms for Developers	Terms for Users	Screen	Description	Prohibited Words	Comments
インターネット設定画面	Internet setting screen	Internet setting screen		Name of the screen for selecting connection settings, Wii console information, and user agreement under Internet settings.		
インターネット設定画面 (接続方法設定)	Internet setting screen (connection method setting)	Internet setting screen (connection method setting)		Name of the screen for setting the connection method under Internet settings.		
インターネット設定画面 (接続設定)	Internet setting screen (connection settings)	Internet setting screen (connection settings)		Name of the screen for making the connection settings under Internet settings.		
インターネット設定画面 (接続先選択)	Internet setting screen (connection target selection)	Internet setting screen (connection target selection)		Name of the screen for selecting the connection target under Internet settings.		
インターネット設定画面 (アクセスポイント選択)	Internet setting screen (access point selection)	Internet setting screen (access point selection)		Name of the screen for selecting the access point under Internet settings.		
インターネット設定画面 (キー入力)	Internet setting screen (key input)	Internet setting screen (key input)		Name of the screen for entering key when the selected access point has security setting in place for under Internet settings.		

開発者向用語	Terms for Developers	Terms for Users	Screen	Description	Prohibited Words	Comments
インターネット設定画面 (Wi-Fi接続・有線接続設定変更)	Internet setting screen (for changing Wi-Fi connection or wired connection settings)	Internet setting screen (for changing settings)		Name of the screen for changing the connection method or access point setting under Internet settings.		
インターネット設定画面 (セキュリティの種類の設定)	Internet setting screen (security type setting)	Internet setting screen (security type setting)		Name of the screen for selecting the security type under Internet settings.		
インターネット設定画面 (IPアドレス自動取得の設定)	Internet setting screen (automatic IP address retrieval setting)	Internet setting screen (automatic IP address retrieval setting)		Name of the screen for automatically retrieving an IP address under Internet settings.		
インターネット設定画面 (DNSの自動取得の設定)	Internet setting screen (automatic DNS retrieval setting)	Internet setting screen (automatic DNS retrieval setting)		Name of the screen for automatically setting DNS under Internet settings.		
インターネット設定画面 (Proxyの設定)	Internet setting screen (proxy setting)	Internet setting screen (proxy setting)		Name of the screen for making proxy settings under Internet settings.		
インターネット設定画面 (MTU値の設定)	Internet setting screen (MTU setting)	Internet setting screen (MTU setting)		Name of the screen for setting the MTU value under Internet settings.		
WiiConnect24設定画面	WiiConnect24 setting screen	WiiConnect24 setting screen		Name of the screen for setting WiiConnect24 ON/OFF.		

開発者向用語	Terms for Developers	Terms for Users	Screen	Description	Prohibited Words	Comments
WiiConnect24スタンバイ時設定画面	WiiConnect24 standby time setting screen	WiiConnect24 standby time setting screen		Name of the screen for setting whether to use during standby under WiiConnect24 settings.	Short (alternate) name: Standby time setting screen	
WiiConnect24スロットイルミネーション設定画面	WiiConnect24 slot illumination setting screen	WiiConnect24 slot illumination		Name of the screen for setting the brightness of the slot illumination under WiiConnect24 settings.	Short (alternate) name: Slot illumination setting screen	
Wii本体の更新確認画面	Wii System Update confirmation screen	Wii System Update confirmation screen		Name of the screen for confirming Wii system updates.		
Wii本体の初期化確認画面	Format Wii System Memory confirmation screen	Format Wii System Memory confirmation screen		Name of the screen for confirming the precautions when updating the Wii console system memory.		
キーボード(PC型入力画面)	Keyboard (PC input screen)	Keyboard (PC input screen)		Name of the screen emulating a PC-type keyboard.		
キーボード(ケータイ型入力画面)	Keyboard (mobile phone type input screen)	Keyboard (mobile phone type input screen)		Name of the screen emulating a mobile phone-type keyboard.		